

Detection of oxidation preventive proteins in the practicers of Pranayama

ARTICLE · JANUARY 2009 with 11 READS

Source: DOAJ



1st Arvind Kumar



2nd Dr. S.S. Gaurav



3rd Achyra Balkrishna

ABSTRACT

It is now established that oxidative stress is a major risk factor for the development of several disease including atherosclerosis, cardiovascular disease and cancer. Oxidative stress may contribute to the pathophysiology of many chronic diseases (Himani et al., 2002). Since modern food and environment increase the oxidative stress. The aim of our study is to investigate the effects of Swami Ramdev Yog in the reduction of oxidative stress. Deep breathing at six breaths per minute has been recently reported to be associated with a significant reduction in the frequency of premature ventricular complexes in certain subjects (Prakash E S et al., 2004). Our aim for present study is to detect the activation in the proteins which play a key role for balancing the concentration of reactive oxygen species and physiological antioxidants. Blood samples of 12 practitioners of Swami Ramdev Yog and 12 non-practitioners were analyzed for the levels of oxidation preventive proteins. Differences between both the groups were analyzed by as their relative molecular masses and area of expression on 10% SDS PAGE. Results: The results revealed that sequence of seven modified breath in specific firm posture enhanced the levels of oxidation preventive proteins marked as migrated species of 100 kDa, 45 kDa and 30 kDa on SDS/PAGE gels in the experimental group as compared to the normal exercise group. Conclusion: The findings conclude that practice of modified breaths in specific firm posture maintains the balance between concentration of reactive oxygen species and physiological antioxidants which prevent the excess oxidation of vital bio molecules and resulting in the better antioxidant status.



Do you want to **read the rest** of this publication?

This research doesn't cite any other publications.

Scientists who read this publication also read:

Neuroprotection of taurine against reactive oxygen species is associated with inhibiting NADPH oxidases





No preview · Article · Mar 2016 · European journal of pharmacology

 Zhou Han  Li-Yan Gao  Yu-Hui Lin +3 more authors...  Lei Chang

[Read](#)

Autophagy induction by SIRT6 is involved in oxidative stress-induced neuronal damage

No preview · Article · Mar 2016 · Protein & Cell

 Jiaxiang Shao  Xiao Yang  Tengyuan Liu +2 more authors...  Tingting Zhang

[Read](#)

Impact of Superoxide Dismutase Mimetic AEOL 10150 on the Endothelin System of Fischer 344 Rats

No preview · Article · Mar 2016 · PLoS ONE

 Devi Ganesh  Prem Kumarathanan  Errol M. Thomson +3 more authors...  Carly St-Germain

[Read](#)

Data provided are for informational purposes only. Although carefully collected, accuracy cannot be guaranteed. The impact factor represents a rough estimation of the journal's impact factor and does not reflect the actual current impact factor. Publisher conditions are provided by RoMEO. Differing provisions from the publisher's actual policy or licence agreement may be applicable.